



Holy Angel Public School, Almora

Class: LKG

Summer Vacation Home Assignments

General Instructions

- 1) Kindly fill the first page properly your ward personal details
- 2) Do the colouring in a neat and clean manner
- 3) Parents do guide your ward in the holiday homework.
- 4) Parents kindly take out the printout of the given worksheet.
- 5) **Kindly submit your work on 6th July.**
- 6) Make a single file of the given worksheet.
- 7) Homework is mandatory as it carries 10 Marks



Dear Parents,

Holidays are a wonderful time for parents to become both teachers and friends to their children. They provide an excellent opportunity to spend quality time together and develop an everlasting bond.

We know that you are looking forward to engaging in meaningful and constructive activities with your child and making the holidays both fruitful and enjoyable. Therefore, let us make this summer break fun-filled with some exciting learning experiences and activities.

Your encouragement and support can make a significant difference in your child's learning and overall development. Kindly motivate your child, guide them whenever needed, and ensure that they complete the assigned work on time and to the best of their ability.

We wish you and your child a happy, productive, and enjoyable summer vacation.

English

- Write capital letters A to Z.
- Match the words with the picture.
- Match Capital and Small letters.
- Write missing letter.

Hindi

- स्वर लिखिये अ से अः तक।
- खाली जगह पर सही अक्षर लिखो।
- अक्षर को अक्षर से जोड़ो।
- चित्र देखकर सही जोड़ मिलाओ।
- रिक्त स्थान भरो।

Maths

- Write counting 1 to 50.
- Count and match.
- Colour the Shape.
- Write the missing number.

G.K.

- Learn Colour and Fruits name.
- Learn Vegetable name.
- Learn Day's name.
- Learn Body parts name.

Drawing

- Colour the Vegetable.
- Draw the line and colour the Watermelon.
- Colour the Fruits.

For Any Query Please Contact

Class Teacher - Pinki Kanwal

Contact No - 9639575665



Sub - English

Write Capital letter A to Z

Blank handwriting practice line with three horizontal blue lines.

Blank handwriting practice line with three horizontal blue lines.

Blank handwriting practice line with three horizontal blue lines.

Blank handwriting practice line with three horizontal blue lines.

Blank handwriting practice line with three horizontal blue lines.

Blank handwriting practice line with three horizontal blue lines.

Blank handwriting practice line with three horizontal blue lines.

Blank handwriting practice line with three horizontal blue lines.

Blank handwriting practice line with three horizontal blue lines.

Blank handwriting practice line with three horizontal blue lines.

Blank handwriting practice line with three horizontal blue lines.


Blank handwriting practice line with three horizontal blue lines.

Name: _____

Letter Picture Match

Match the words with the pictures.

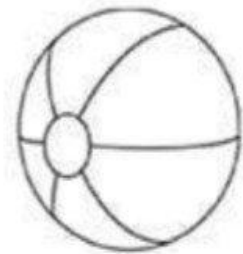
D




B




F



C



A



★ Match capital and small letters.

A

B

C

D

E

F

G

f

g

e

d

a

c

b

Missing Letters

A <u> </u> <u> </u> C	K <u> </u> <u> </u> M
F <u> </u> <u> </u> H	S <u> </u> <u> </u> U
D <u> </u> <u> </u> F	J <u> </u> <u> </u> L
W <u> </u> <u> </u> Y	G <u> </u> <u> </u> I
M <u> </u> <u> </u> O	O <u> </u> <u> </u> Q
R <u> </u> <u> </u> T	V <u> </u> <u> </u> X
B <u> </u> <u> </u> D	X <u> </u> <u> </u> Z

दिनांक - _____

अ से अः तक लिखो।

खाली जगह पर सही अक्षर लिखो।

अ — इ उ

ऋ ए ओ

अं

Sub - Hindi

दिनांक - _____

अक्षर को अक्षर से मिलाओ।

अ

इ

आ

ई

ए

अ

ई

आ

ए

ए

ऊ

ऐ

ए

ओ

ऐ

उ

ओ

ऊ

चित्र देखकर सही जोड़े मिलाये।



क



म




ट



च



अ



य
















त

Name.....

Class.....

Date.....

रिक्त स्थान भरो - Fill in the blanks





1



2



10




11



12



20



21




30



31



40



41






50

Name _____

Count and Match

Draw a line to match the number and picture.



2

6

3


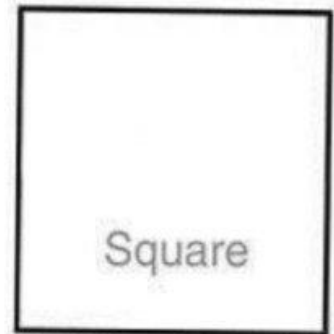
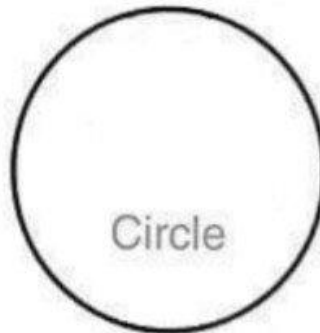
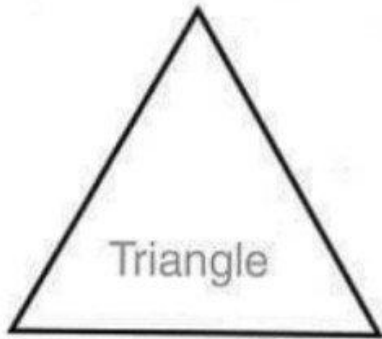
4

—


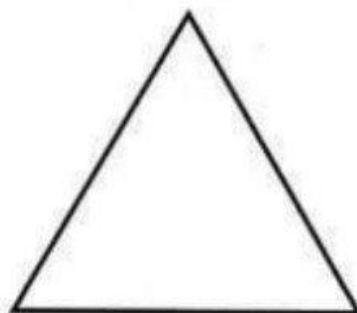


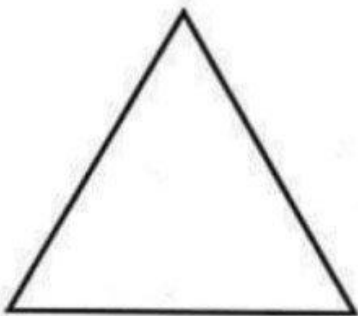
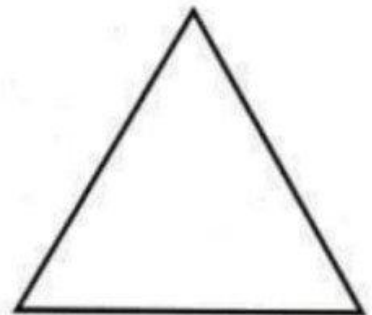


5

SHAPES & COLORS

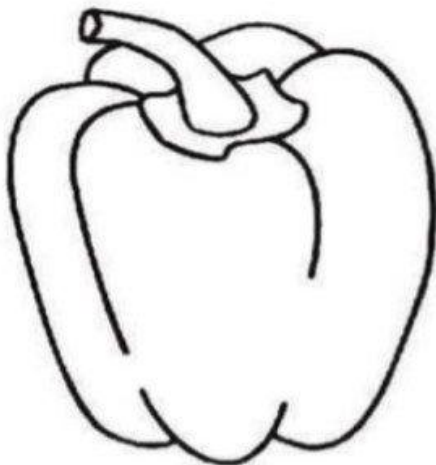

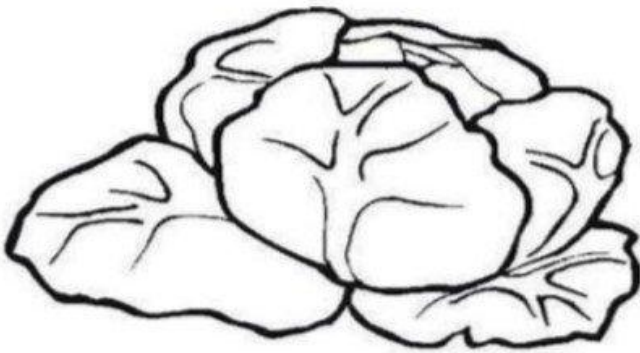


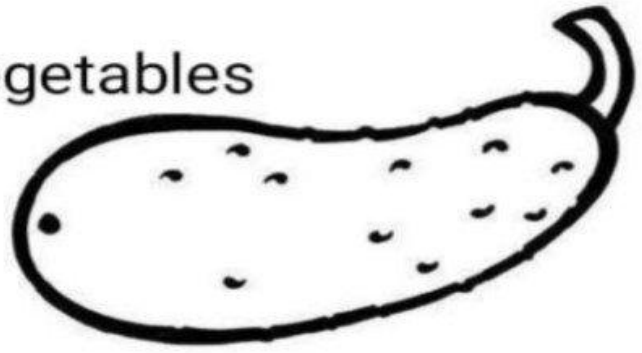

Sub - Maths



Color the CIRCLES Red, the SQUARES Green and the TRIANGLES Blue



Colour the vegetables



Write each missing number.

1

3

5

6

8

10

11

13

15

16

18

20

21

23

25

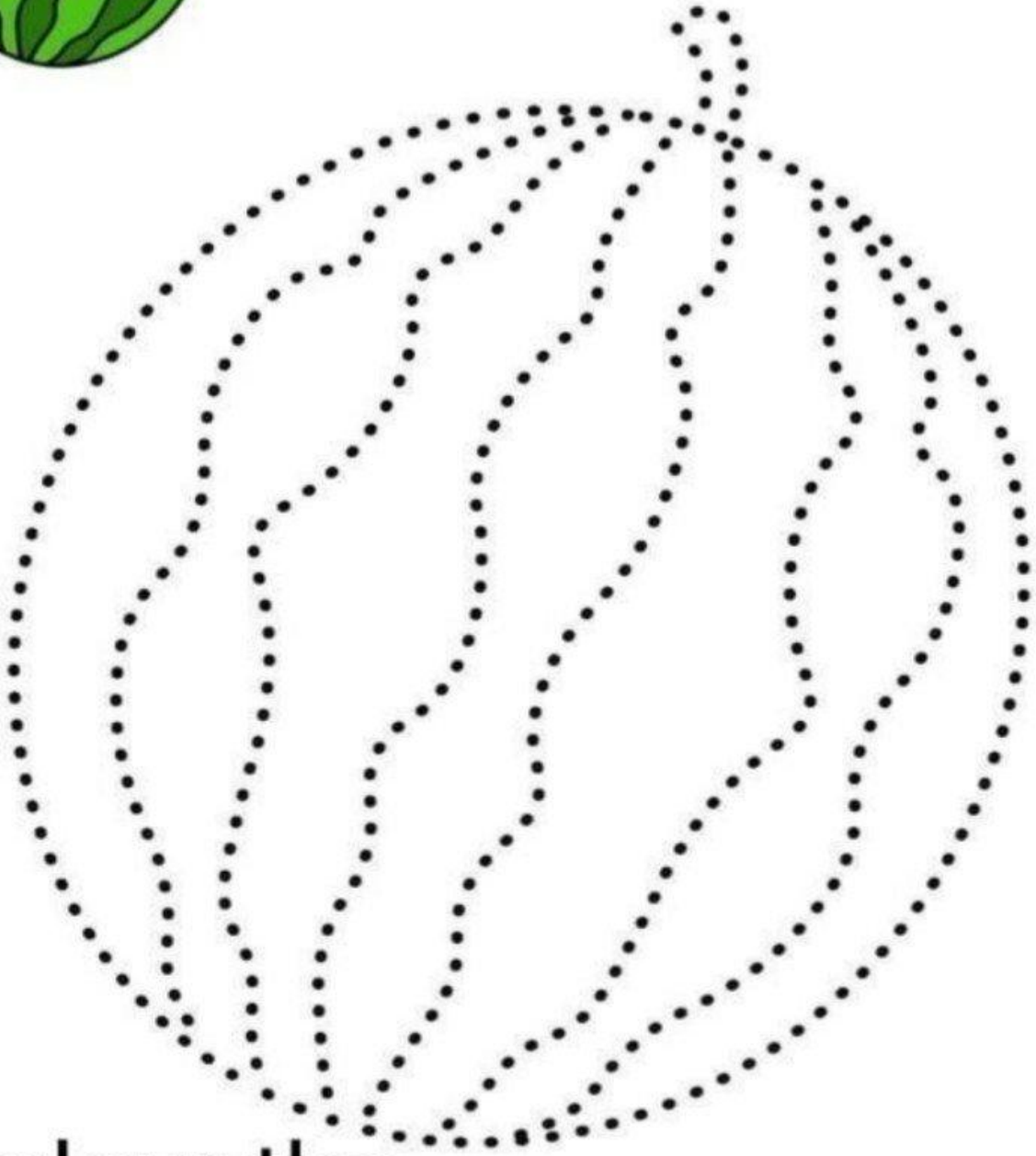
26

28

30



Sub - Drawing



Colour the

watermelon

Colour the Fruits

