




HOLY ANGEL PUBLIC SCHOOL


ALMORA (UTTARAKHAND)

HOLIDAY HOMEWORK


★ CLASS IV ★

 Student Name : _____

 Class & Section : _____

 Roll No. : _____

 Session : 2026 - 27





SUMMER

Holiday Homework

LEARN • EXPLORE • GROW

Dear Parents

Warm Greetings!

The summer break is a time to relax, refresh and spend quality time with family while continuing the journey of learning in a joyful way.

We have compiled

all subjects


homework to keep your child engaged and confident.

Stay Curious
Stay Happy
Keep Learning!


WISHING YOU A FUN-FILLED
AND SAFE SUMMER BREAK!

 **HOLY ANGEL PUBLIC SCHOOL,**
ALMORA 
SUMMER BREAK HOLIDAY HOMEWORK

Class IV – English

 Dear Students,

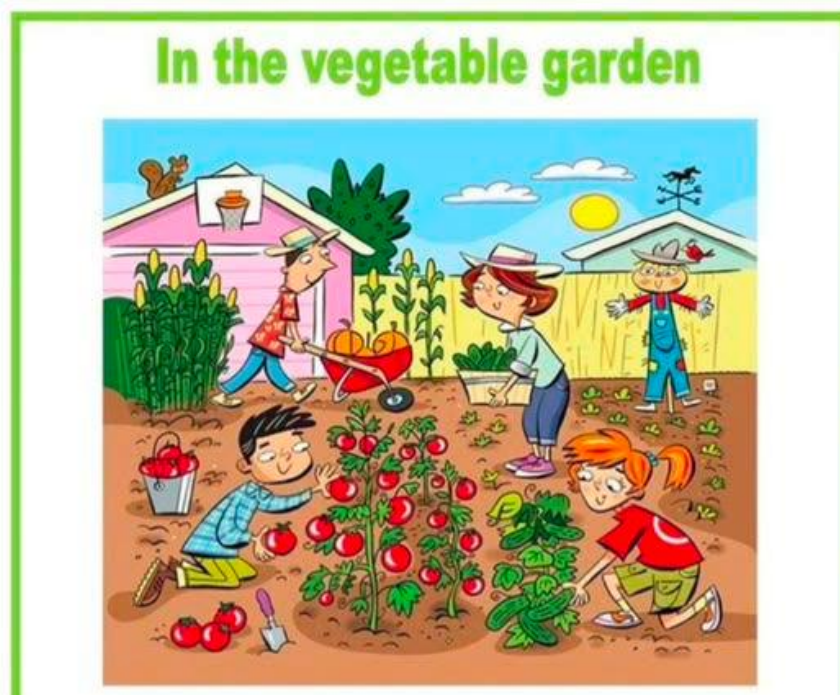
Enjoy your summer vacation and complete the following activities with enthusiasm and creativity!

 **Instructions**


- Do all the work in a separate Holiday Homework Notebook.
- Writing should be neat, clean and legible.
- Decorate your notebook creatively.
- Holiday Homework carries 10 marks.
- Submit your homework by 6 July.
- In case of any difficulty, contact: 8171772380.

 Q1. Picture Comprehension


Look at the picture and answer the following questions in complete sentences.



- Where are the people?
- What is the weather like?
- How many people are in the picture?
- What does the boy harvest?
- What other vegetables can you find here?
- What clothes does the woman wear?
- What color do the houses have?
- What does the girl do?
- Which animals are there in the garden?
- Which season is it?

 Q2. Rewrite the sentences as directed.

- I play football. (Past Tense)
- She sang a song. (Present Tense)
- We eat lunch. (Future Tense)
- They watch cartoons after school. (Present Continuous Tense)

 Q3. Creative Writing

Write an imaginary short story (about 100 words) beginning with:

"One morning, I woke up and found a magic feather..."

होली एंजिल पब्लिक स्कूल, अल्मोड़ा।

ग्रीष्मकालीन अवकाश गृह-कार्य

कक्षा -चार

विषय - हिंदी

निर्देश :- 1) सभी प्रश्नों के उत्तर याद करके सुंदर लेख में लिखें। 2) दिए गए प्रश्नों के उत्तर के लिए एक अलग नोटबुक (Separate notebook) का प्रयोग करें। 3) इस गृह-कार्य के लिए दस अंक (10 marks) निर्धारित हैं।

प्रश्न 1- पाठ 3 व 4 के शब्दार्थ याद करके लिखिए।

प्रश्न 2-कविता 'नीम' की दस पंक्तियाँ याद करके सुंदर लेख में लिखिए।

प्रश्न 3- दिए गए चित्र का वर्णन पाँच (5) पंक्तियों में करें।



प्रश्न 4-

लिंग बदलो

प्र01. निम्नलिखित शब्दों के लिंग बदलकर लिखिए :-

क) पुजारी - _____ ख) शिष्य - _____

प्र02. वाक्यों में लिंग बदलकर लिखिए :-

क) गायक गाना गा रहा है।



ख) शेर जंगल में घूम रहा है।

प्र03. वाक्यों में लिंग बदल कर लिखिए :-

क) हमें अपने शिक्षक और _____ का सम्मान करना चाहिए।

ख) हाथी और _____ दोनों घास खा रहे हैं।

ग) मैदान में बालक और _____ खेल रहे हैं।



प्रश्न 5 -ग्रीष्मकालीन अवकाश के दौरान आपने क्या- क्या किया? (एक पृष्ठ में पूर्ण कीजिए।)

प्रश्न 6 -ग्रीष्म ऋतु (Summer) में आप खाने- पीने से सम्बंधित किन चीजों का सेवन करते हैं। चार्ट के माध्यम से चित्र सहित दर्शाइए।

अथवा

संज्ञा किसे कहते हैं? संज्ञा के कितने भेद होते हैं?
संज्ञा के भेदों के उदाहरण चित्रों के माध्यम से चार्ट की सहायता से दीजिए।

Subject teacher - Miss. Arzoo

Contact No.- 9389286741


□ **Holiday Homework – Mathematics (Class 4)**

□ **Chapters Covered:**

1. **Subtraction**
2. **Multiplication**
3. **Money**
4. **Symmetry and Patterns**

□ **Instructions:**

- Complete your work neatly in your maths notebook.
- Use a ruler and colors wherever needed.
- Solve at least 5 mental maths sums daily for practice. (Subtraction, Multiplication and Money)
- Submit the homework on the first day after holidays.
- This Holiday Homework consists of 30 marks.

 1. **Subtraction:**

A. **Word Problems:**

1. A shopkeeper had 2,456 pencils. He sold 1,278. How many pencils are left?
 2. A school library had 5,432 books. 1,246 books were given to students. How many are still in the library?
 3. There were 3,000 balloons. 1,689 burst. How many are left?
 4. A factory produced 9,876 toys. 5,432 were packed. How many are unpacked?
- B. Do 5 subtraction sums with borrowing in your notebook.

 2. **Multiplication:**

A. Solve the following (Do in notebook):

1. 41264×245
2. 60027×794
3. 824636×102
4. 906263×234
5. A class has 24 benches. Each bench seats 3 students. How many students can sit?

B. Make table booklet and Decorate it with colors!



3. Money:

A. Convert the following:

1. Rs.125.50 = paise.
2. Rs.78.25= rupees and paise.

B. Word Problems:

1. Rahul bought a pen for ₹35 and a notebook for ₹68. How much money did he spend?
2. You have ₹500. You bought items worth ₹245. How much is left?
3. A bag costs ₹1,289 and a lunchbox costs ₹348. What is the total cost?
4. You bought 4 chocolates for ₹25 each. How much did you spend?

C. Collect and paste pictures of any 3 Indian coins and 3 Indian currency notes. Write their values.

D. Make a bill for the following items (use your own prices):

- Pencil, Eraser, Notebook, Geometry Box



4. Symmetry:

- A. Draw the following and show lines of symmetry (use color pencils):
 - A square
 - A rectangle
 - A butterfly
 - A star
- B. Cut out paper shapes and fold them to find lines of

symmetry (paste in your notebook).



5. Patterns:

A. Complete the patterns:

1. 2, 4, 6, 8, ,
2. A, C, E, G, ,
3. 100, 90, 80, ,
4. ●▲●▲●▲

B. Make a rangoli or border design using simple patterns (use colors or stickers).

Parent's Signature: _____

Subject Teacher: Mrs. Asha Tiwari

Phone Number: 9719024576

Holy Angel Public School

Summer vacation holiday homework 2026

Class- 4th

Subject -EVS

Day 1 — Nature Trail: My Neighbourhood Walk

Read/Write:

- Write 6 sentences about a short walk near your school or home. Include: one tree, one bird, one insect, one flower, one sound you heard, one smell.

Activity (Observe & Draw):

- Draw the tree you saw. Label trunk, branches, leaves.

Outdoor Task:

- Take a 15-minute walk with a family member and notice anything new. Write one sentence about it.

Day 2 — Nature Trail: Bird Watch

Read/Write:

- Name 5 birds you have seen. For each, write one word that describes it (big/small/colourful/noisy).

Activity (Craft):

- Make a simple bird feeder from a used plastic bottle or a cardboard roll covered with peanut butter and seeds (with adult help). Draw it and write one line on how it helps birds.

Outdoor Task:

- Hang the feeder and watch for 10–20 minutes; note one bird that visits.

Day 3 — Nature Trail: Insects and Small Animals

Read/Write:

- Choose one insect or small animal (butterfly, ant, squirrel). Write 5 facts about it (where it lives, what it eats).

Activity (Science):

- Make a mini observation journal: for one day, note where you saw the creature, what it was doing, and draw it.

Outdoor Task:

- Find and press one small, safe leaf between pages of a book (with permission). Glue the dried leaf into your notebook and write its name if you know it.

Day 4 — Food for Health: My Plate

Read/Write:

- Draw a plate and divide it into sections for breakfast: vegetables, fruits, grains, protein, dairy. Label each part.

Activity (Healthy Habit):

- Write three healthy foods you ate last week and one new healthy food you will try this week.

Outdoor/Family Task:

- Ask a family member about their favourite healthy food and write one sentence about why they like it.

Day 5 — Food for Health: Fruits and Vegetables

Read/Write:

- List 8 fruits and 8 vegetables. Underline the ones that grow near our region (UP).

Activity (Sorting): Cut pictures of fruits and vegetables from old magazines or draw them. Make two columns: Fruit | Vegetable.

Home Task:

- Help wash or cut a fruit/vegetable with adult supervision. Write one line about the taste and colour.

Day 6 — Food for Health: Clean Food and Hygiene

Read/Write:

- Write 5 simple rules to keep food clean (wash hands, use clean utensils, cover food, etc.).

Activity (Poster):

- Make a small poster showing "Wash Hands Before Eating" — use colours and one slogan.

Family Task:

- Teach the slogan to a younger sibling or friend and write their name below.

Day 7 — Growing Up with Nature: Plants Around Us

Read/Write:

- Write 6 sentences about how plants help people (shade, fruit, clean air).

Activity (Planting):

- Plant one seed in a small pot (moong, pea, or gram). Draw the pot and write the date of planting.

Observation Task:

- Check the pot daily for 10 days and write one short note each day (e.g., "Day 2: soil moist").

Day 8 — Growing Up with Nature: Seasons and Clothing

Read/Write:

- Name the four seasons. For each season, write one activity children like to do.

Activity (Creative):

- Make a simple collage showing clothing for two seasons using paper cut-outs or drawings (summer and winter).

Family Task:

- Ask an elder which season they liked most as a child and write one sentence about their answer.

Day 9 — Growing Up with Nature: Water and Conservation

Read/Write:

- Write 5 ways to save water at home (shorter baths, fix leaks, reuse water for plants, etc.).

Activity (Experiment):

- Place a small bowl to collect water used while washing vegetables and use it to water a plant. Note what you did and why it saves water.

Outdoor Task:

- Observe one water source near home (tap, well, pond). Write one line about its condition.

Day 10 — Project Day: My Nature Booklet

Read/Write:

- Make a small booklet (4–6 pages) using the best work from Days 1–9. Title it "Growing Up with Nature".

Activity (Presentation):

- Add a cover page with your name and class. Choose your favourite drawing/photo and paste it inside.

Family Task:

- Show the booklet to a family member and ask them to sign one short comment (e.g., "Very good!").