



Holy Angel Public School, Almora

Class: UKG

Summer Vacation Home Assignments

General Instructions -

- * All your summer vacation home work must be done under the supervision of your parents.
- * Ensure your work must be neat and clean written in good handwriting.
- * Use a three- in -one notebook to complete your work.
- * A worksheet is attached along with the holiday homework; kindly check it and Support your child in completing it effectively.
- * Submit your complete summer vacation homework by 6th July 2026.



Dear Parents,

Holidays are a wonderful time for parents to become both teachers and friends to their children. They provide an excellent opportunity to spend quality time together and develop an everlasting bond.

We know that you are looking forward to engaging in meaningful and constructive activities with your child and making the holidays both fruitful and enjoyable. Therefore, let us make this summer break fun-filled with some exciting learning experiences and activities.

Your encouragement and support can make a significant difference in your child's learning and overall development. Kindly motivate your child, guide them whenever needed, and ensure that they complete the assigned work on time and to the best of their ability.

We wish you and your child a happy, productive, and enjoyable summer vacation.

Hindi


प्र०1- व्यंजन क से ज्ञ तक लिखिए (2 Page).

प्र०2-दो तीन व चार वर्ण के दस- दस शब्द लिखिए .

प्र०3- क से म तक बारहखड़ी लिखिए.

प्र०4-आ की मात्रा वाले दस शब्द लिखिए.

प्र०5-आ की मात्रा वाले शब्द को सही चित्र से मिलाये.



कार

आठ

आम

हाथ

अनार

बादल

गाजर

जहाज

टमाटर

जानवर



Q.1 Write counting 1 to 50.

Q.2 Write counting 51 to 100.

Q.3 Write counting 101 to 150.

Q.4 Write table of 2 to 5.

Q.5 Write number names 1 to 20.

Q.6 What comes after?



Q.7- What comes before?

	51		57		63
	53		59		65
	55		61		67
	69		75		81
	71		77		83
	73		79		85

Fun Activity Plan

1: The Shape Scavenger Hunt: Maths & Observational Skills.

Give your child a specific shape (like a **Circle** or **Rectangle**). Have them run around the house to collect 5 things that match that shape (e.g., a steel plate, a bangle, a book, or a biscuit).

- **Bonus:** Help them trace the outline of those objects on an A4 sheet.

2: Magic Seed Planting: EVS & Responsibility.

Take an empty plastic cup or small pot. Let your child fill it with soil using their hands, press a few coriander (*dhania*) seeds or fenugreek (*methi*) seeds into it, and sprinkle water.

- **Daily Duty:** Make it their task to water it gently every morning.

3.: 'All About Me' Video Presentation: Speaking Confidence.

Help them practice standing in front of a mirror or family members to speak 4 lines:

1. *"My name is..."*
2. *"I am 5 years old."*
3. *"My favorite color is..."*
4. *"I love to eat..."*

- **Fun Tip:** Record a quick video of their performance to watch together!

4: Household Helper Duty: Life Skills & Independence.


Teach your child how to fold simple clothes like their small hand towels or handkerchiefs. Alternatively, involve them in setting up the dining table by putting out the spoons and water bottles before dinner.

For Any Query Please Contact


Class Teacher - Asha Rawat

Contact No - 9068216101





अ से अ:




A large rectangular box with a dashed border, containing ten horizontal lines for handwriting practice. Each line consists of a solid top line, a dashed middle line, and a solid bottom line.



क से अ

A large rectangular box with a dashed border, containing ten horizontal lines for handwriting practice. Each line consists of a solid top line, a dashed middle line, and a solid bottom line.





दो अक्षरों का जोड़

चित्र देखकर शब्द लिखो



[टब , बस , जग , कप , नल , घर] ;

तीन अक्षरों का जोड़
चित्र देखकर शब्द लिखो



[बटन , बतख , मटर , कमल
कलम सड़क नयन]



चार अक्षरों का जोड़

चित्र देखकर शब्द लिखो













[शरबत, बरगद
पनघट, अनगर, शलगम]

मिलान करो



.



.



.



.



.



.

• कप

• अचकन

• फल

• हवन

• थरमस

• मटर

Aa to Zz

See the picture and write Capital and Small letter

Three letter words "a"



at

Blank handwriting lines for the word 'at'.

ab

Blank handwriting lines for the word 'ab'.

ad

Blank handwriting lines for the word 'ad'.

an

Blank handwriting lines for the word 'an'.

ag

Blank handwriting lines for the word 'ag'.

ar

Blank handwriting lines for the word 'ar'.

ay

Blank handwriting lines for the word 'ay'.

bat , fab , dad , pan , day , car , ray
jar , man , rat , mad , dab , bag , tag

Fill vowel "a" in given blanks



_pple



c_t



_nt



c_r



c_ke



h_t







Table of "2"

2	x	1	=	2
2	x	2	=	4
2	x	3	=	6
2	x	4	=	8
2	x	5	=	10
2	x	6	=	12
2	x	7	=	14
2	x	8	=	16
2	x	9	=	18
2	x	10	=	20


Fill Green Colour in taller picture
and Yellow Colour in shorter picture



Draw the half part of drawing



Fill the same colour given in Icecream



My Summer Vacation



My favourite Summer food



My favourite Summer Activity

I loved this Summer because



My favourite Summer hobby



My Summer vacation pic

Paste Pic

I traveled to

