



Holy Angel Public School, Almora

Class: PG

Summer Vacation Home Assignments

General Instructions

- 1) Kindly fill the first page properly your ward personal details
- 2) Do the colouring in a neat and clean manner
- 3) Parents do guide your ward in the holiday homework.
- 4) Parents kindly take out the printout of the given worksheet.
- 5) **Kindly submit your work on 6th July.**
- 6) Make a single file of the given worksheet.
- 7) Homework is mandatory as it carries 10 Marks



Dear Parents,

Holidays are a wonderful time for parents to become both teachers and friends to their children. They provide an excellent opportunity to spend quality time together and develop an everlasting bond.

We know that you are looking forward to engaging in meaningful and constructive activities with your child and making the holidays both fruitful and enjoyable. Therefore, let us make this summer break fun-filled with some exciting learning experiences and activities.

Your encouragement and support can make a significant difference in your child's learning and overall development. Kindly motivate your child, guide them whenever needed, and ensure that they complete the assigned work on time and to the best of their ability.

We wish you and your child a happy, productive, and enjoyable summer vacation.

English

- Write Capital Letters A To F.
- Colour the Big and Small.
- Circle the correct picture.
- Matching Colour.

Hindi-

- स्वर अ से आ तक लिखिए।
- अ से अनार व आ से आम में रंग भरिए।

Maths-

- Colour the Shape.
- Trace and colour the star.
- Number Tracing 1-5.

Drawing-

- Colour the Fruits
- Colour the Vegetables.
- Colour the Ice cream

G.K

- Learn 05 Vegetable name, 05 Fruits name, 05 Colour name, 05 Body part name and 05 Animals Name.

Fun Activity

1: Sensory Play with Flour (*Aata*)

- **Activity:** Give your child a small chunk of kneaded dough (*aata*) or a tray filled with dry flour/suji. Let them poke it, squash it, roll it into balls, or trace random lines with their pointer finger.
- **Skill:** Finger muscle strength (essential before they start holding pencils).

2: Color Hunt (Focus: Red)

- **Activity:** Show them one red item (like a tomato or a red toy). Challenge them to walk around the room and touch **3 other things that are Red**.
- **Skill:** Color recognition and observation.

3: Water Transfer Game

- **Activity:** Place two bowls side-by-side—one filled with water, one empty. Give your child a clean kitchen sponge. Show them how to dip it in the water, let it soak, and squeeze it into the empty bowl.
- **Skill:** Hand grip strength and concentration.

Day 5: Paper Crumpling & Stuffing

- **Activity:** Give them old newspapers or rough sheets. Let them rip the paper apart (kids love the sound!) and crumple them into tiny balls. Help them stuff these paper balls into an empty plastic bottle or box.
- **Skill:** Bilateral coordination (using both hands together).

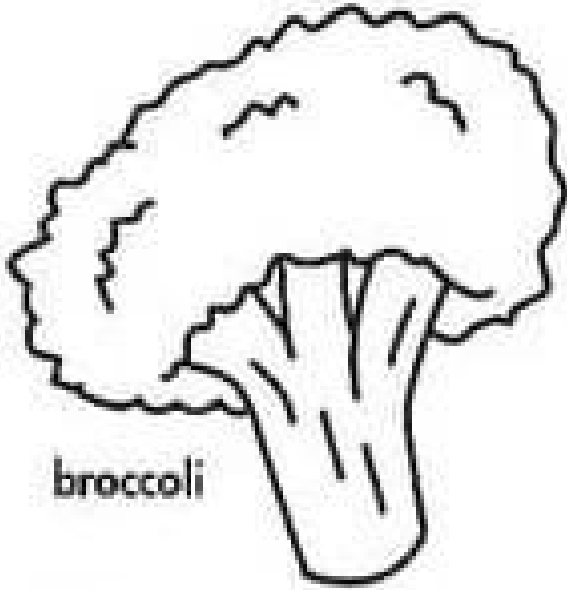
For Any Query Please Contact

Class Teacher - Hema Bisht

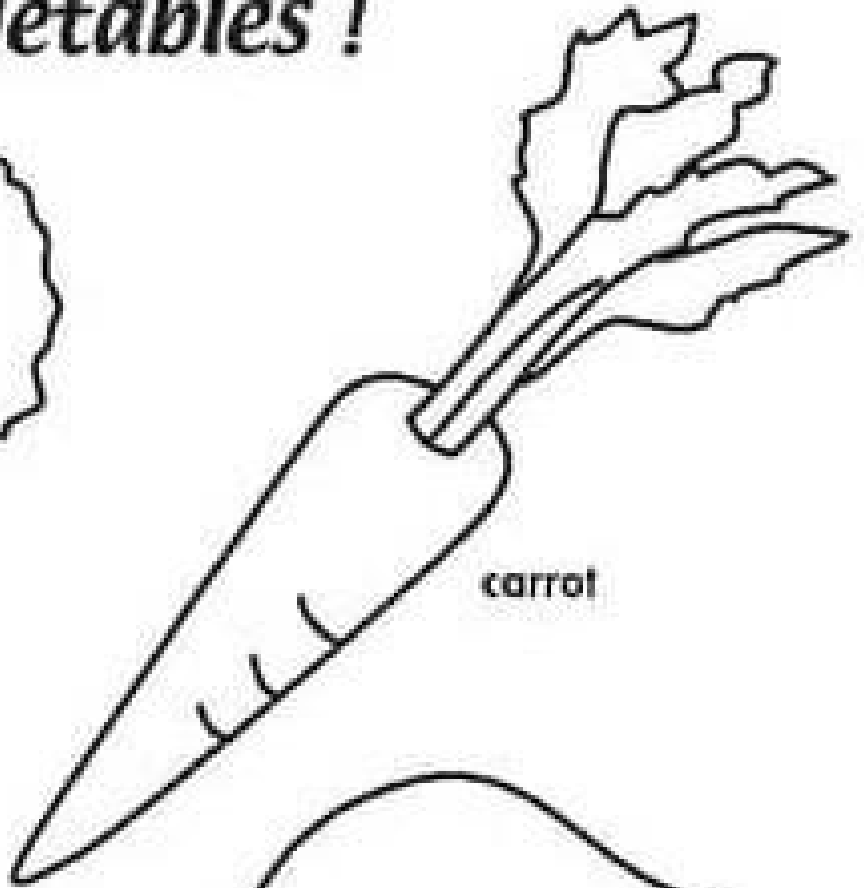
Contact No - 7668390770



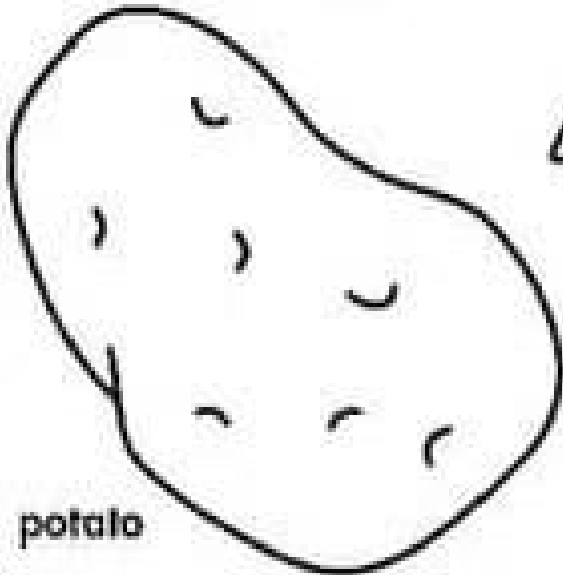
Color the Vegetables !



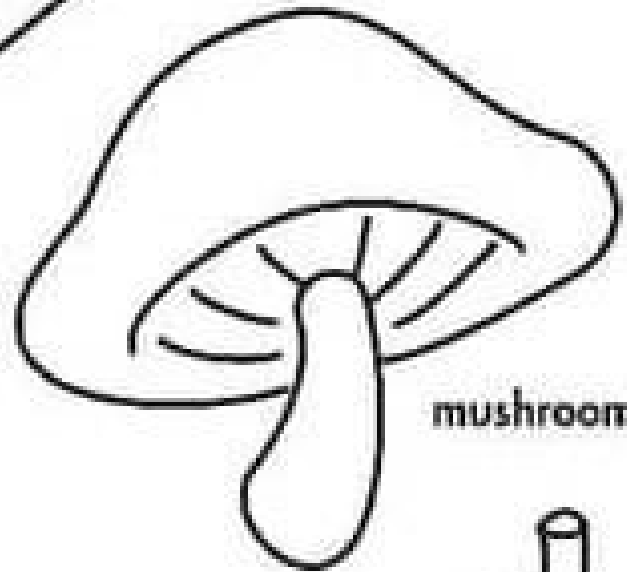
broccoli



carrot



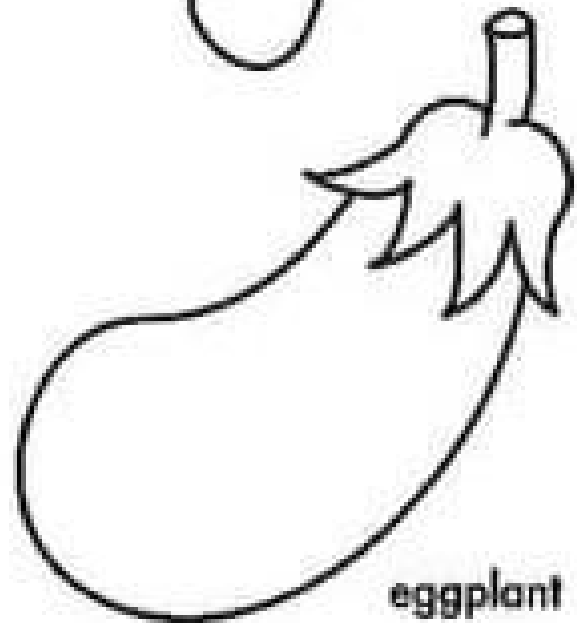
potato



mushroom









pumpkin




eggplant

Colour the fruits



Colour the ice cream Sub -Drawing



Name _____

Circle the correct picture.

A




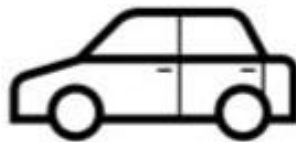
B




C




D



E



F



Name: _____

Match the letters
A-I



A

C

F

H

B

E

D

G

I

F

A

G

B

H

C

I

D

E

Match The Letter

and colour the pictures

A




B




C



D


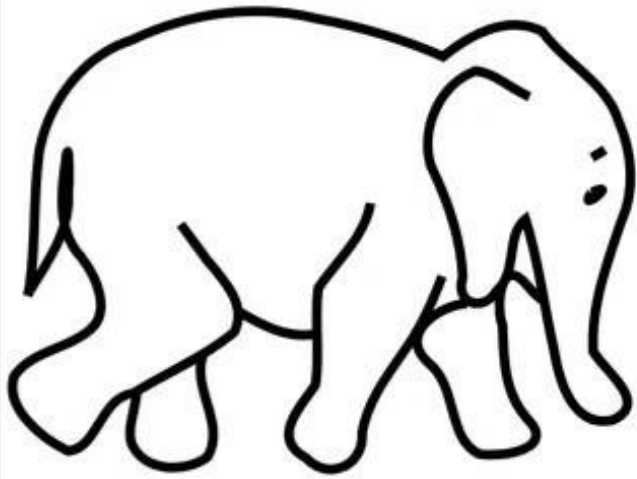


E




Big and Small

Colour the Big one




Colour the Small one



अ

अ से अनार

में रंग भरिए



Name: _____

Date: _____

अ



अमरूद



अनार

अ अ अ अ अ

अ अ अ अ अ

अ अ अ अ अ

अ अ अ अ अ

अ अ अ अ अ

Name: _____

Date: _____

अ



अमरूद



अनार

अ अ अ अ अ

अ अ अ अ अ

अ अ अ अ अ

अ अ अ अ अ

अ अ अ अ अ

स्वर लेखन - आ

आ



आम

आ आ आ आ आ

आ आ आ आ आ



Blank handwriting practice lines for the letter 'आ'.

आ

आ से आम



Colour the shapes



I can trace number


1

2

3

4

5



TRACE AND COLOR THE STAR

